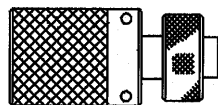
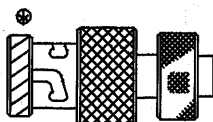


REVISIONS			
LTR	DESCRIPTION	DATE	APPROVED
B	REVISED PER ECN# T-16058	91APR25	Z. TEMAN
C	REVISED PER ECN T-16511	91JUL30	Z. TEMAN
D	REVISED PER ECN T-18956	94 Feb 25	Z

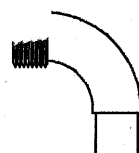
PART No.	CONTACT	INTERFACE	COLOR CODE
DK-621-X411R	—	THREADED	N/A
DK-621-X411R-P	PIN	THREADED	
DK-621-X411R-S	SOCKET	THREADED	
DK-621-X433R	—	A	RED
DK-621-X433R-1P	PIN	A	
DK-621-X433R-1S	SOCKET	A	
DK-621-X435R	—	B	WHITE
DK-621-X435R-2P	PIN	B	
DK-621-X435R-2S	SOCKET	B	
DK-621-X437R	—	C	GREEN
DK-621-X437R-3P	PIN	C	
DK-621-X437R-3S	SOCKET	C	
DK-621-X439R	—	D	N/A
DK-621-X439R-4P	PIN	D	
DK-621-X439R-4S	SOCKET	D	



PLUG - THREADED CONNECTOR  
D-621-0411R



PLUG - BAYONET CONNECTOR  
D-621-0433R/0439R



RIGHT ANGLE ADAPTER TUBE  
D-600-0601




STRAIN RELIEF

If this document is printed it becomes uncontrolled.  
Check with the web for latest revision.

DWG No. EXAMPLE X433R

-0433R .148 MAX. CABLE DIA ACCOMODATION  
BRAID TERMINATOR D-600-0030



CONTACT  
D-602-0126  
(D-602-0127)



BRAID TERMINATOR  
D-600-00XX

-1433R .180 MAX. CABLE DIA ACCOMODATION  
BRAID TERMINATOR D-600-0056

## SPECIFICATION CONTROL DRAWING

© Raychem Corporation 1990

UNLESS OTHERWISE SPECIFIED  
DIMENSIONS ARE IN INCHES.  
METRIC DIMENSIONS ARE  
IN BRACKETS.

### DECIMALS

.XXX ± — [ — mm ]  
.XX ± — [ — mm ]

### ANGLES

.X ± —

### WEIGHT

— lbs [ — g ]

DRAWN J.B.K. 90 AUG 8

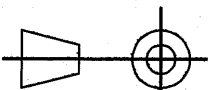
CHECKED Z 94 Feb

APPROVED PSD 14-2-94

APPROVED

CAD NAME 004951-1.DWG

THIRD ANGLE PROJECTION



Raychem

RAYCHEM CORPORATION  
300 CONSTITUTION DRIVE  
MENLO PARK, CALIFORNIA 94025

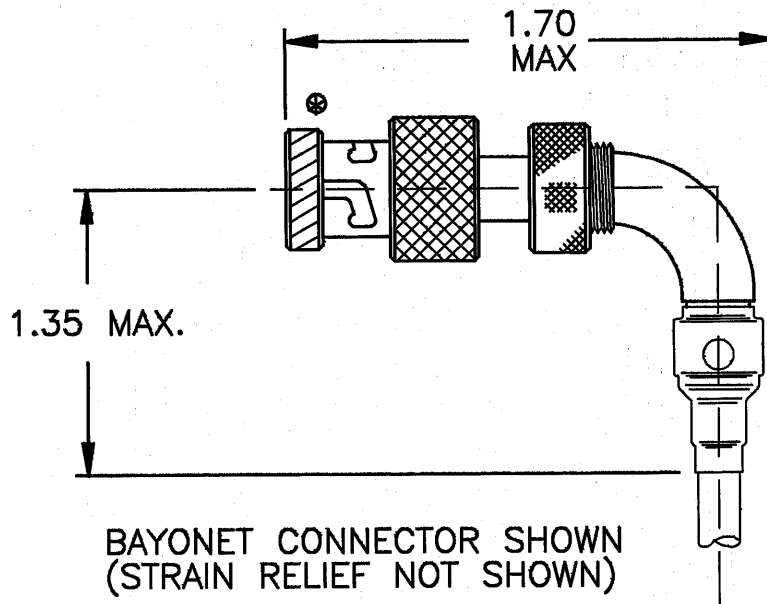
### TITLE

RIGHT ANGLE  
TRIAxIAL CONNECTOR PLUG  
CONNECTOR KITS

SIZE	CODE IDENT. NO.	DWG. NO.	REV
A	06090	DK-621-X4XXR[-XX]	D

DO NOT SCALE THIS DRAWING

SHEET 1 OF 2



1.0 REFER TO THE FOLLOWING RAYCHEM SPECIFICATION CONTROL DRAWINGS (SCD) FOR INDIVIDUAL COMPONENT PERFORMANCE PARAMETERS, DIMENSIONS AND MATERIAL DETAIL:

- |                   |  |
|-------------------|--|
| D-621-0411R       | CONNECTOR, TRIAXIAL, SUBMINIATURE<br>THREADED COUPLED. FOR RIGHT ANGLE<br>THREADED ADAPTER |
| D-621-0433R/0440R | CONNECTOR, TRIAXIAL, SUBMINIATURE<br>BAYONET COUPLED. FOR RIGHT ANGLE<br>THREADED ADAPTER  |
| D-602-0126        | CONTACT, PIN, COAX   |
| D-602-0127        | CONTACT, SOCKET, COAX  |
| D-600-0030/0056   | BRAID TERMINATOR   |
| D-600-0019        | STRAIN RELIEF  |
| D-600-0601        | RIGHT ANGLE ADAPTER TUBE   |

2.0 REFER TO RAYCHEM SPECIFICATION D-6025 FOR PERFORMANCE AND QUALIFICATION REQUIREMENTS. QUALIFICATION PENDING.

2.1 PERFORMANCE IS DEPENDENT UPON CORRECT USAGE OF SUITABLE AEROBIC ADHESIVE UPON ADAPTER THREADS. (LOKTTITE TYPE 242 IS A SUITABLE ADHESIVE.)

3.0 TERMINATION PROCEDURE: RAYCHEM ES 61249.

4.0 USAGE: CONNECTORS ASSEMBLED FROM THESE KITS CAN HAVE THE CABLE DRESSED IN ANY ORIENTATION AROUND THE AXIS OF THE CONNETOR, CABLE SHOULD BE SECURED IN DESIRED ORIENTATION.

If this document is printed it becomes uncontrolled.  
Check with the web for latest revision.

CAD NAME: 004951-2.DWG	DRAWN	J.B.K.	90 AUG 8	SIZE A	CODE IDENT. NO. 06090	DWG. NO. DK-621-X4XXR[-XX]	REV D
	ISSUED			DO NOT SCALE THIS DRAWING		SHEET 2 OF 2	